

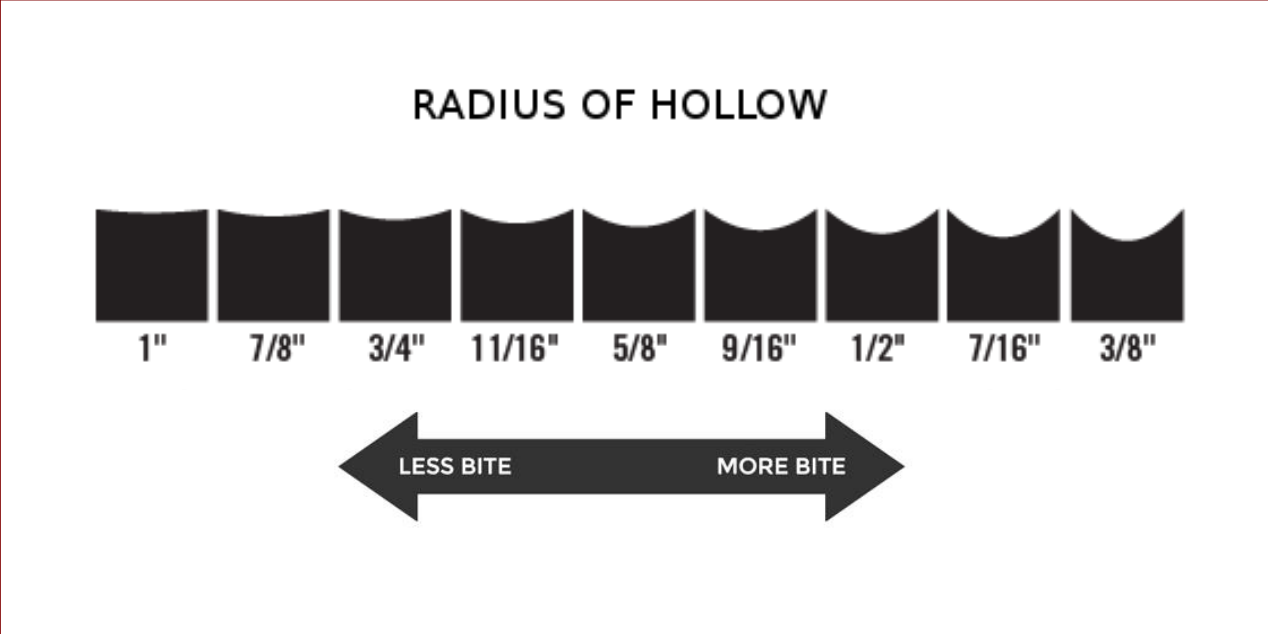


RINK Custom Edge

Skate Sharpening, Profiling, Skate Fitting

Mathew Relf

Skate Hollows



Pro Hollows



Brett Howden
Vegas Golden Knights
7/8



Seth Jarvis
Carolina Hurricanes
3/4

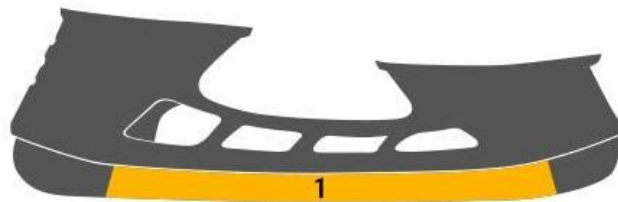


Cody Glass
Nashville Predators
5/8

Skate Profile




Skate Profile



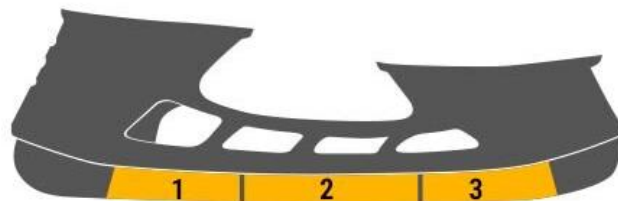
ONE RADIUS PROFILE:

9'
13'
28' Goalie



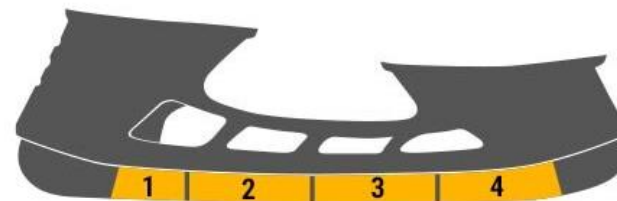
TWO RADIUS PROFILE:

8.5' - 9.5'
9' - 10'
24' - 28' Goalie



THREE RADIUS PROFILE:

Excel 1
Excel 2



QUAD RADIUS PROFILE:

QUAD XS (6' - 8' - 11' - 12' | SIZE 5-6)
QUAD ZERO (6' - 9' - 11' - 13' | SIZE 7-8)
QUAD I (6' - 9' - 12' - 15' | SIZE 9-10)
QUAD II (7' - 10' - 13' - 16' | SIZE 11-12)

Pro Profiles



Blake Wheeler
Winnipeg Jets
13'



Austin Matthews
Toronto Maple Leafs
9'-10'



Ville Heinola
Manitoba Moose
Quad 1



Right Skate For
Your Game

CCM

BAUER

TRUE
hockey

SKATES - CHOOSE YOUR FIT
A FIT FOR ALL PLAYERS.
 EACH SKATE OFFERS A DISTINCTIVE FIT

**SUPER
TACKS**



MEDIUM FIT



BOOT STIFFNESS	STIFF
SIZE	-1.5 SHOE SIZES

JET SPEED



TAPERED FIT



BOOT STIFFNESS	STIFF
SIZE	-1.5 SHOE SIZES

RIBCOR 3



FLEX FIT



BOOT STIFFNESS	VARIABLE FLEX
SIZE	-1.5 SHOE SIZES

*FIT PROFILE INFORMATION APPLIES TO TOP-OF-THE-LINE CCM SKATES



BAUER

PURE HOCKEY

BAUER PERFORMANCE FIT SYSTEM



FIT 1



FIT 2



FIT 3

SUPREME POWER + CONTROL

TENDON GUARD

FLEX TENDON GUARD:
Allows for increased range of motion in every stride.

TAPER

SYMMETRICAL TAPER:
Support for straight line speed.

BOOT CUT

POWER CUT:
Increased wrap for increased foot stability.

FACING

FLEX FACING:
Enhanced forward flex range of motion.

BOOT FLEX

TORSIONAL STIFFNESS:
Integrated insole.
Increased energy transfer for stronger push-off power.

PROFILE

POWER PROFILE:
Profile offers more ice contact and smoother transition from back-to-front.
Balance point towards the back, giving you a more neutral feel upon take-off.



QUICKNESS + AGILITY VAPOR

TENDON GUARD

STANDARD TENDON GUARD:
Increased support coming out of turns.

TAPER

ASYMMETRICAL TAPER:
Lateral support for more quickness side-to-side.

BOOT CUT

AGILE CUT:
Cut aggressively for minimal wrap to increase shifting quickness.

FACING

INTEGRATED INJECTED FACING:
Side-to-side movements made easier with enhanced lateral support.

BOOT FLEX

TORSIONAL FLEX:
Traditional outsole with increased flex for better turning and quick reactions.

PROFILE

AGILITY PROFILE:
Increased drop-off from back-to-front, minimal ice contact, and a more central balance point for getting on your toes quicker and shifter turns.



TRUE
hockey



WHY CUSTOM SKATES?

BAUER TRUE CCM

